

PLEASE CHECK WWW.MOLEX.COM FOR LATEST PART INFORMATION

Part Number: [0015388107](#)
Status: **Active**
Overview: [cgrid_sl_products](#)
Description: 2.54mm (.100") C-Grid SL™ Single Row, Female, Version C Receptacle, 10 Circuits

Documents:

[3D Model](#) [Product Specification PS-70430 \(PDF\)](#)
[Drawing \(PDF\)](#) [RoHS Certificate of Compliance \(PDF\)](#)

Agency Certification

CSA LR19880
 UL E29179

General

Product Family FFC/FPC Connectors
 Series [70430](#)
 Overview [cgrid_sl_products](#)
 Product Name SL™

Physical

Circuits (Loaded) 10
 Color - Resin Black
 Contact Position N/A
 Durability (mating cycles max) 25
 Entry Angle Vertical
 Flammability 94V-0
 Material - Metal Phosphor Bronze
 Material - Plating Mating Tin
 Material - Plating Termination Tin
 Material - Resin Polyester Alloy
 Number of Rows 1
 Orientation Vertical
 PCB Retention None
 Packaging Type Tube
 Pitch - Mating Interface (in) 0.100 In
 Pitch - Mating Interface (mm) 2.54 mm
 Plating min: Mating (µin) 150
 Plating min: Mating (µm) 3.75
 Plating min: Termination (µin) 75
 Plating min: Termination (µm) 1.875
 Polarized to PCB No
 Stackable Yes
 Temperature Range - Operating -40°C to +105°C
 Termination Interface: Style IDT or Pierce
 Wire/Cable Type FFC/FPC

Electrical

Current - Maximum per Contact 1A, 2A
 Voltage - Maximum 250V

Material Info

Old Part Number 70430-0044

Reference - Drawing Numbers

Product Specification PS-70430
 Sales Drawing SDA-70430-0036-0059

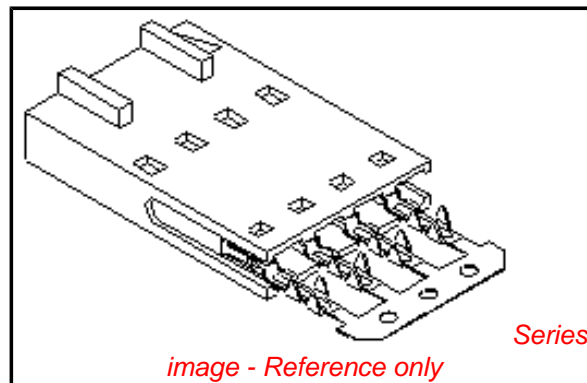


image - Reference only

EU RoHS

**ELV and RoHS
 Compliant
 REACH SVHC
 Not Reviewed
 Halogen-Free
 Status**

China RoHS



**Need more information on product
 environmental compliance?**

Email productcompliance@molex.com
 For a multiple part number RoHS Certificate of
 Compliance, [click here](#)

Please visit the [Contact Us](#) section for any
 non-product compliance questions.

Search Parts in this Series

[70430Series](#)

Mates With

70544, 70546 straight and 70554, 70556
 right angle polarized headers

Application Tooling | FAQ

*Tooling specifications and manuals are
 found by selecting the products below.
 Crimp Height Specifications are then
 contained in the Application Tooling
 Specification document.*

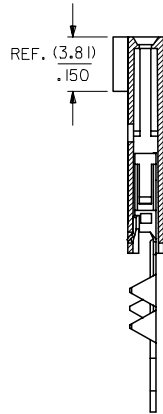
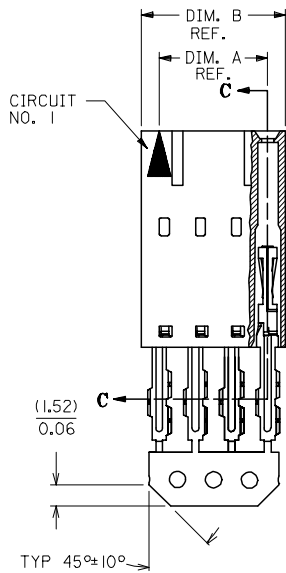
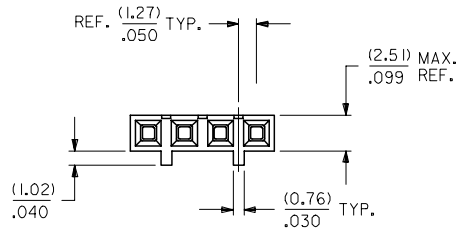
Global

Description	Product #
Tool Kit for Standard Manual Press FFC	0622007400
Standard Manual Press for FFC	0622007800

This document was generated on 05/18/2010

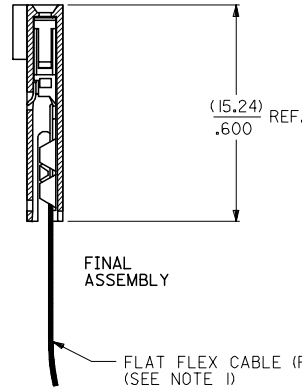
PLEASE CHECK WWW.MOLEX.COM FOR LATEST PART INFORMATION

"C" - OPTION



PRE-LOAD ASSEMBLY

SECTION C-C



FINAL ASSEMBLY

HOUSING MATERIAL: GLASS FILLED POLYESTER, UL 94V-0.
 TERMINAL MATERIAL: PHOSPHOR BRONZE.
 PLATING: TIN - .000150 MINIMUM TIN OVER
 .000050 MINIMUM NICKEL PLATE.

CONTACT PLATING	COLOR CODE
TIN	NONE
15 GOLD	YELLOW
30 GOLD	RED

- NOTES:**
- 1) PRE LOADED ASSEMBLY TO BE USED WITH (0.30)/.012 MAX. THICK FLAT FLEX CABLE WITH (1.57)/.062 WIDE COPPER CONDUCTORS ON (2.54)/.100 CENTERS OR, (0.13)/.005 - (0.28)/.011 THICK MYLAR WITH (1.02)/.040 - (1.65)/.065 WIDE SILVER INK CONDUCTORS ON (2.54)/.100 CENTERS.
 - 2) STANDARD PACKING PER PK70873-0001 SHALL BE USED.
 - 3) SEE CHART FOR CIRCUIT SIZES, 'A' AND 'B' DIMENSIONS.
 - 4) TWO (2) CIRCUIT ASSEMBLIES SUPPLIED AS GROUPED PAIRS.
 - 5) PART MATES WITH (0.64)/.025 SQ. PINS, (8.13)/.320 TO (5.08)/.200 LONG ON (2.54)/.100 CENTERS.
 - 6) REFER TO SDA-70430-**** (SHEET 3) FOR MINOR VARIATIONS TO "G" OPTION HOUSINGS.
 - 7) PARTS CONFORM TO CLASS B OF COSMETIC SPECIFICATION PS-45499-002.

CKT. SIZE	EDP. NO.	ENG. NO.	A	B
2	015-38-8027	70430-0036	(2.54) .100	(5.05) .199
3	015-38-8037	70430-0037	(5.08) .200	(7.59) .299
4	015-38-8047	70430-0038	(7.62) .300	(10.13) .399
5	015-38-8057	70430-0039	(10.16) .400	(12.67) .499
6	015-38-8067	70430-0040	(12.70) .500	(15.21) .599
7	015-38-8077	70430-0041	(15.24) .600	(17.75) .699
8	015-38-8087	70430-0042	(17.78) .700	(20.29) .799
9	015-38-8097	70430-0043	(20.32) .800	(22.83) .899
10	015-38-8107	70430-0044	(22.86) .900	(25.37) .999
11	015-38-8117	70430-0045	(25.40) 1.000	(27.91) 1.099
12	015-38-8127	70430-0046	(27.94) 1.100	(30.45) 1.199
13	015-38-8137	70430-0047	(30.48) 1.200	(32.99) 1.299
14	015-38-8147	70430-0048	(33.02) 1.300	(35.53) 1.399
15	015-38-8157	70430-0049	(35.56) 1.400	(38.07) 1.499
16	015-38-8167	70430-0050	(38.10) 1.500	(40.61) 1.599
17	015-38-8177	70430-0051	(40.64) 1.600	(43.15) 1.699
18	015-38-8187	70430-0052	(43.18) 1.700	(45.69) 1.799
19	015-38-8197	70430-0053	(45.72) 1.800	(48.23) 1.899
20	015-38-8207	70430-0054	(48.26) 1.900	(50.77) 1.999
21	015-38-8217	70430-0055	(50.80) 2.000	(53.31) 2.099
22	015-38-8227	70430-0056	(53.34) 2.100	(55.85) 2.199
23	015-38-8237	70430-0057	(55.88) 2.200	(58.39) 2.299
24	015-38-8247	70430-0058	(58.42) 2.300	(60.93) 2.399
25	015-38-8257	70430-0059	(60.96) 2.400	(63.47) 2.499

ADD TOLERANCES FC NO: UCP2007-2849 DRAWN: JORGAN 2007/05/18 CHKD: MS BARRA 2007/05/21 APPR: SMILLER 2007/05/21	QUALITY SYMBOLS ▽=0 ▽=0	GENERAL TOLERANCES (UNLESS SPECIFIED)		DIMENSION STYLE MM/IN		SCALE 4:1	DESIGN UNITS INCH	THIRD ANGLE PROJECTION			
		4 PLACES ± --- ± ---	3 PLACES ± --- ± .010	DRAWN BY RAS	DATE 1986/07/21	TITLE ASSEMBLY, CONNECTOR FFC FEMALE SINGLE ROW (2.54)/.100					
		2 PLACES ± 0.25 ± .015	1 PLACE ± 0.38 ± ---	CHECKED BY WAZ	DATE 1986/07/21	MATERIAL NO. SDA-70430-0036-0059					
		ANGULAR ±1/2°		APPROVED BY MJM	DATE 1986/07/21	SHEET NO. 1 OF 1					
DRAFT WHERE APPLICABLE MUST REMAIN WITHIN DIMENSIONS		SEE TABLE		THIS DRAWING CONTAINS INFORMATION THAT IS PROPRIETARY TO MOLEX INCORPORATED AND SHOULD NOT BE USED WITHOUT WRITTEN PERMISSION							